




**Finders Keepers
Stamping
Techniques**




**Beginner
Stamping
Techniques**




**Intermediate
Stamping
Techniques**




**Advanced
Stamping
Techniques**



**Background
Stamping
Techniques**



If found,
please
return to:



My favorite techniques:



My favorite techniques:

1. *Handwritten notes*
2. *Handwritten notes*
3. *Handwritten notes*
4. *Handwritten notes*
5. *Handwritten notes*
6. *Handwritten notes*
7. *Handwritten notes*
8. *Handwritten notes*
9. *Handwritten notes*
10. *Handwritten notes*

My favorite techniques:

1. *Handwritten notes*
2. *Handwritten notes*
3. *Handwritten notes*
4. *Handwritten notes*
5. *Handwritten notes*
6. *Handwritten notes*
7. *Handwritten notes*
8. *Handwritten notes*
9. *Handwritten notes*
10. *Handwritten notes*

My favorite techniques:

1. *Handwritten notes*
2. *Handwritten notes*
3. *Handwritten notes*
4. *Handwritten notes*
5. *Handwritten notes*
6. *Handwritten notes*
7. *Handwritten notes*
8. *Handwritten notes*
9. *Handwritten notes*
10. *Handwritten notes*

My favorite techniques:

1. *Handwritten notes*
2. *Handwritten notes*
3. *Handwritten notes*
4. *Handwritten notes*
5. *Handwritten notes*
6. *Handwritten notes*
7. *Handwritten notes*
8. *Handwritten notes*
9. *Handwritten notes*
10. *Handwritten notes*

beginner

In
stamping
there are
no
mistakes,
just unique
creations.

intermediate

Old
stampers
never
die, they
just get
re'inked.

advanced

I am a stamping
girl. I stamp things.
Lots of things. I'll
keep stamping
things until my
fingers fall off.
Then I will grab my
hot glue gun,
reattach those
suckers and stamp
more things!

background

I'm not a
stamp
hoarder,
I just need
a bigger
stamp
room.